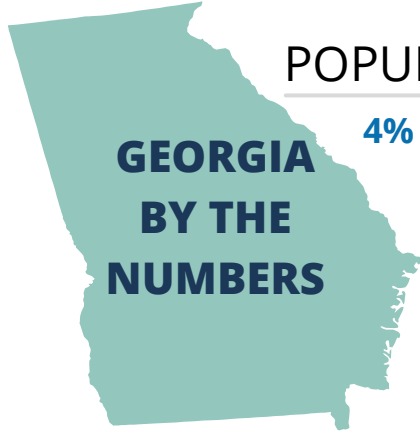


Health Equity & Digital Divide in Georgia

In Georgia, health disparities among racial and ethnic minorities and rural populations are prevalent, resulting in significant health and financial costs to the state. This document provides a snapshot of the state of health and health disparities in Georgia, highlighting the challenges and opportunities for advancing health equity.



POPULATION: Over 10.5 Million

4% Asian | 33% Black | 3% Other | 60% White



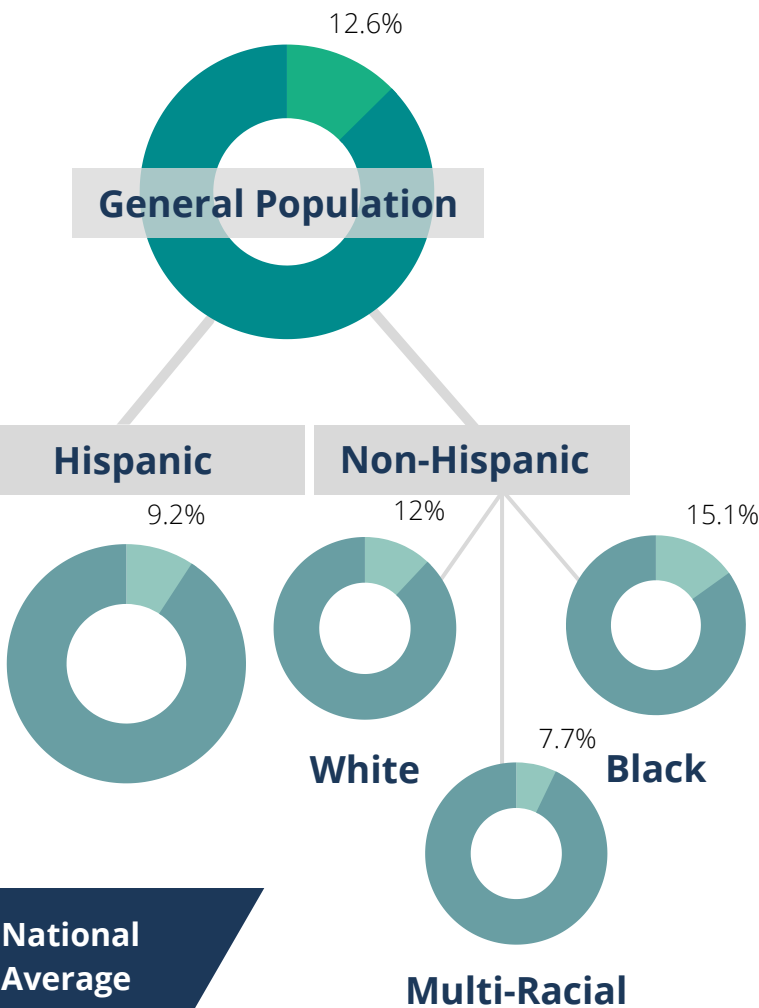
Ethnicity:
10% Hispanic



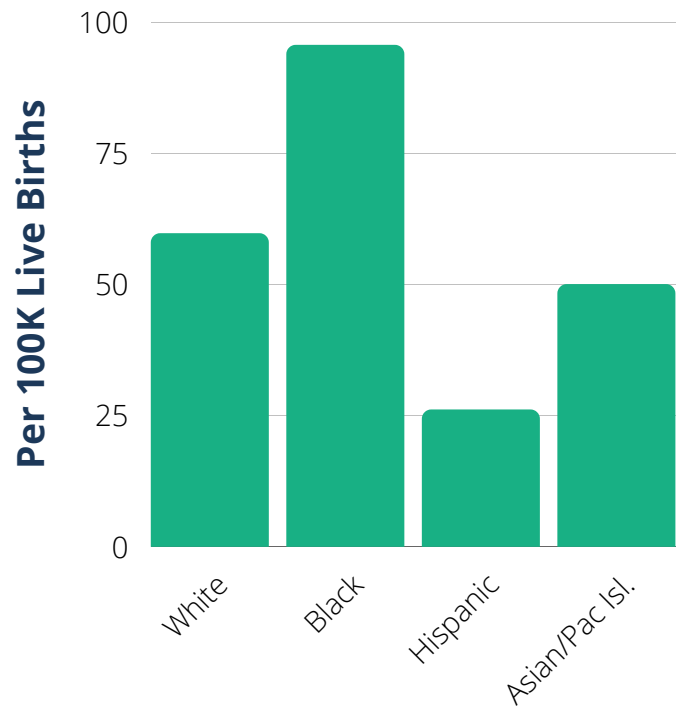
17% live in a rural area

Georgia Health Disparities

DIABETES BY POPULATION¹



MATERNAL MORTALITY RATE BY POPULATION²



HYPERTENSION

33% of all adults have hypertension.³

Social Determinants of Health in Georgia



15% Living in poverty



13.7% Living without health insurance

14.37% Black/African Americans Living Without Health Insurance



267,000 Living Within the Medicaid Coverage Gap



141 Medically Underserved Areas



138 Primary Care Health Professional Shortage Areas



7% Zero car households

The Digital Divide

Digital health tools provide primary care clinicians with opportunities to address the social determinants of health. However, many Georgians lack access to internet and needed technology at home.

Households without access to the internet

17%



Households without access to broadband

21%



Households without any type of computer

11%



6%

Households that access the internet only through a smartphone

1 United Health Foundation, America's Health Rankings (Diabetes prevalence, 2019). Available at: <https://www.americashealthrankings.org/>.

2 United Health Foundation, America's Health Rankings (Maternal mortality, 2019). Available at: <https://www.americashealthrankings.org/>.

3 United Health Foundation, America's Health Rankings (High blood pressure, 2019). Available at: <https://www.americashealthrankings.org/>.