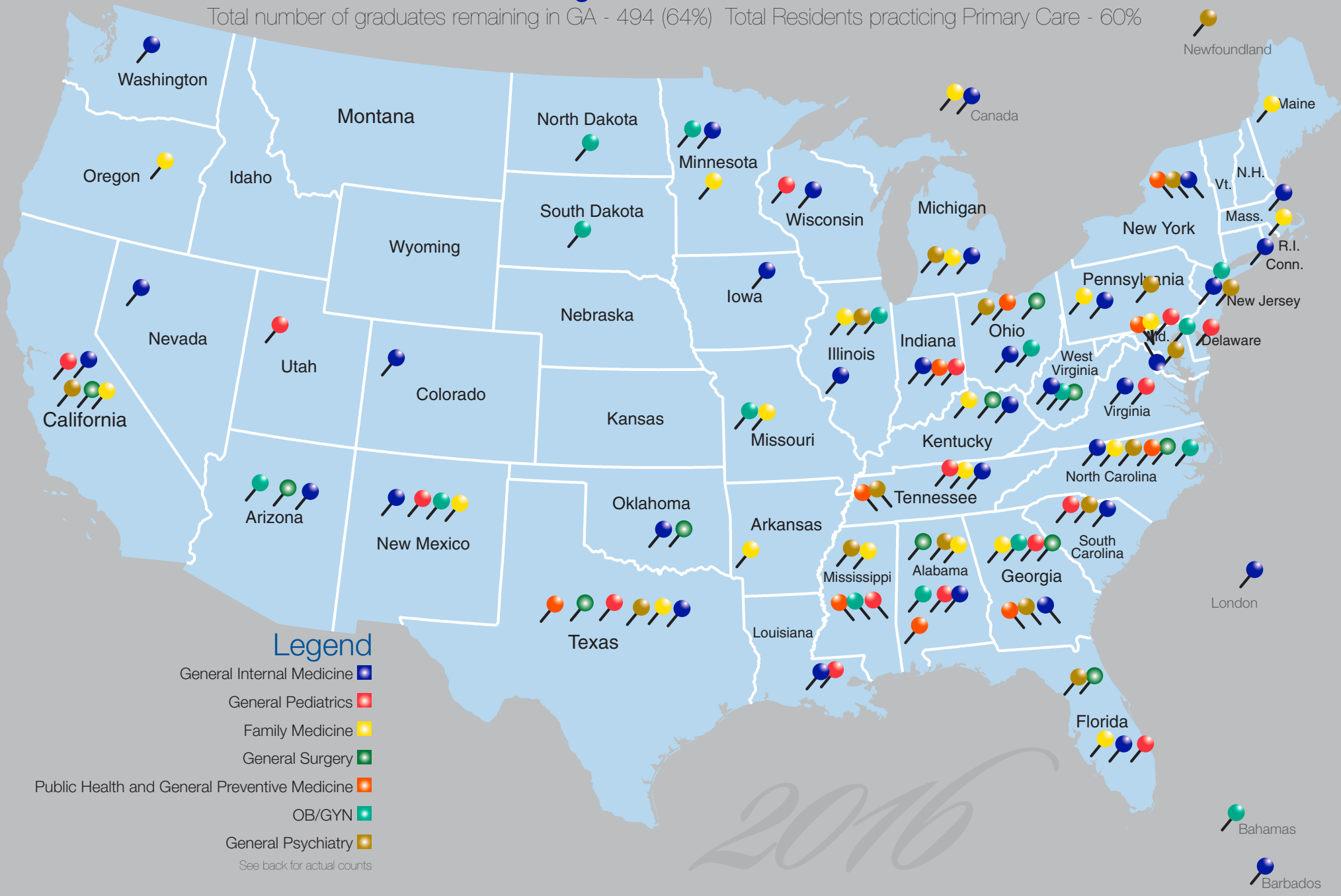


Total MSM GME graduates - 772 from 1984 - 2016

Total number of graduates remaining in GA - 494 (64%) Total Residents practicing Primary Care - 60%



Total MSM GME graduates - 772 from 1984 - 2016

Total number of graduates remaining in GA - 494 (64%) Total Residents practicing Primary Care - 60%

Family Medicine 1984-2016 Total - 159

Total in Primary Care- 100%

Alabama - 2
Arkansas - 2
California - 3
Canada - 1
Florida - 7
Georgia - 103
Illinois - 3
Kentucky - 1
Maryland - 2
Maine - 1
Michigan - 1
Mississippi - 4
Missouri - 2
New Mexico - 2
North Carolina - 3
Pennsylvania - 1
Rhode Island - 1
Tennessee - 4
Texas - 3
Virginia - 1
Washington, DC - 1
West Indies - 1

Internal Medicine 1993-2016 Total - 316

Alabama - 5
Arizona - 4
Barbados - 1
California - 2
Canada - 1
Colorado - 3
Connecticut - 2
Florida - 12
Georgia - 181
Illinois - 2
Iowa - 1
Indiana - 4
Kentucky - 3
Libya - 1
Louisiana - 3
London - 1
Maryland - 1
Massachusetts - 3
Michigan - 3
Minnesota - 3
Nevada - 3
New Jersey - 5
New Mexico - 2

New York - 4
North Carolina - 5
Ohio - 3
Oklahoma - 1
Pennsylvania - 2
South Carolina - 3
Tennessee - 13
Texas - 9
Virginia - 3
Washington - 1
West Virginia - 3
Wisconsin - 1

Pediatric Graduates 2004- 2016 Total - 70

Alabama - 2
California - 1
Delaware - 1
Florida - 3
Georgia - 46
Indiana - 1
Louisiana - 1
Maryland - 1
New Mexico - 1
South Carolina - 1
Texas - 2
Tennessee - 1
Utah - 1
Virginia - 1
Wisconsin - 1

Psychiatry Graduates 1994-2016 Total - 83

Alabama - 7
California - 5
Florida - 1
Georgia - 49
Illinois - 1
India - 1
Michigan - 1
Maryland - 1
Mississippi - 1
North Carolina - 1
New Jersey - 2
New York - 2
Newfoundland - 1
Ohio - 1
Pennsylvania - 1
South Carolina - 3
South Dakota - 1
Tennessee - 1
Texas - 1
Washington DC - 1

OB/GYN Graduates 1999-2016 Total - 47

Alabama - 2
Arizona - 1
Bahamas - 1
Georgia - 29
Illinois - 3
Maryland - 1
Minnesota - 1
Missouri - 1
Mississippi - 1
New Jersey - 1
New Mexico - 1
North Carolina - 1
North Dakota - 1
West Virginia - 1

Public Health and General Preventive Medicine 1987-2016 - Total - 56

Alabama - 1
Georgia - 43
Indiana - 1
Mississippi - 1
New York - 1
North Carolina - 1
Ohio - 2
Tennessee - 1
Texas - 1
Washington D.C. - 1
Unknown - 1

Surgery Graduates 1996 - 2016 Total - 41

Alabama - 1
Arizona - 2
California - 4
Florida - 3
Georgia - 18
Kentucky - 1
North Carolina - 1
Ohio - 2
Oklahoma - 1
Texas - 1
Washington - 1
West Virginia - 3
Unknown - 1

2016 Graduates

Family Medicine - Total 6
Georgia-1 Florida-1 Missouri-2
New Mexico-1

General Internal Medicine - Total 18
Connecticut-1 Georgia-6
Iowa-1 Illinois -1 Kentucky-1
Maine-1 Michigan-1 Ohio-1
Tennessee-2 Texas-3

General Pediatrics - Total 6
Florida-1 Georgia-4







General Psychiatry - Total 1
Georgia-1

Ob/Gyn - Total 3
Alabama-1 Georgia-1 New York-1

Surgery - Total 2
Georgia-1 Washington-1

Total of 36 graduates for 2016
Remaining in Georgia- 14 (39%)
Total in Ambulatory/Primary Care- 9 (25%)

Legend

General Internal Medicine 
General Pediatrics 
Family Medicine 
General Surgery 
Public Health and General Preventive Medicine 
OB/GYN 
General Psychiatry 